

Anaplan Academy

Welcome to Your
Learning Journey

Updated:
March 2020



Step 1: Register at <https://learning.anaplan.com>



Step 2: Complete our online form and activate your account

Anaplan Community

Create Your Community Account

Gain access to new areas of Community, join our discussions, and submit your platform improvement ideas!

Community Account Information

Username* ?

First Name*

Last Name*


Email* ?

Confirm Email*

Role ?

Customer
 Partner
 Other

Company* ?

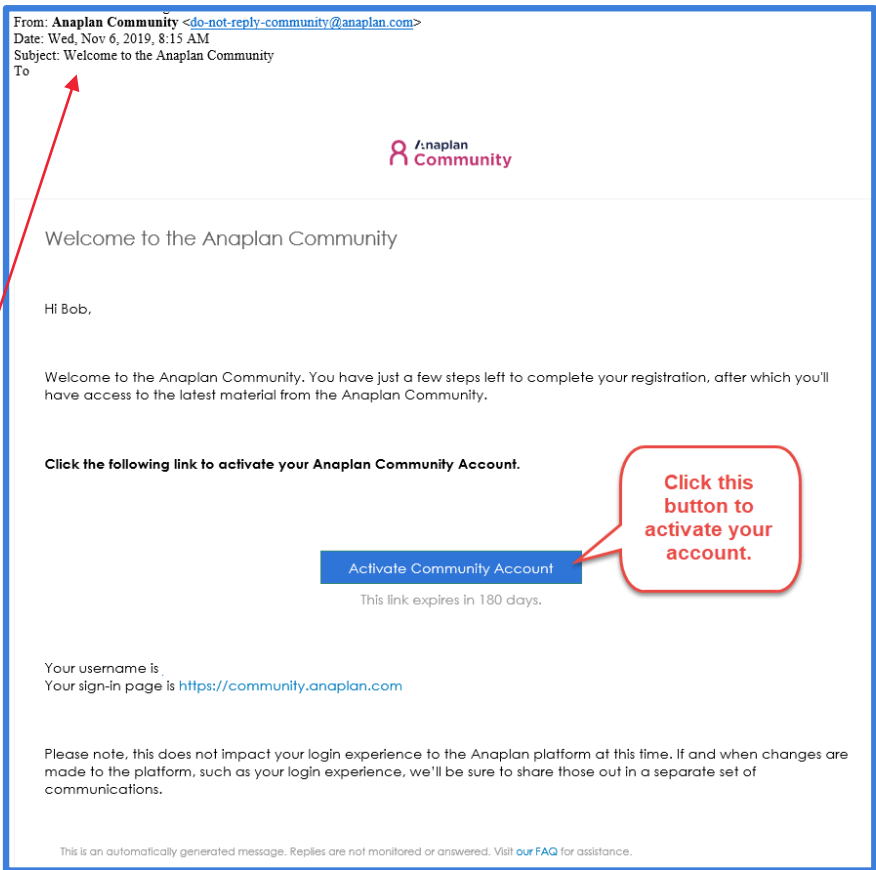
I'm not a robot 

Terms of Service

By clicking the "Create Account" button below, you confirm that you understand [Terms of Service/Use](#) and the [Anaplan Community Guidelines](#)

Already have an account?

After you complete this form, and click this Create Account button, you will receive an Activation email.



Click this button to activate your account.

Step 3: Visit <https://learning.anaplan.com> and log in with your email and password to access your Dashboard

Anaplan Community

Anaplan Community

Sign In

Email address

Remember me

Next

Need help signing in?

Anaplan Anaplan.com Support Platform Updates News

Log in with your email address and click Next

Anaplan Community

Anaplan Community

Sign In

bobnutting@gmail.com

Password

Remember me

Sign In

Need help signing in?

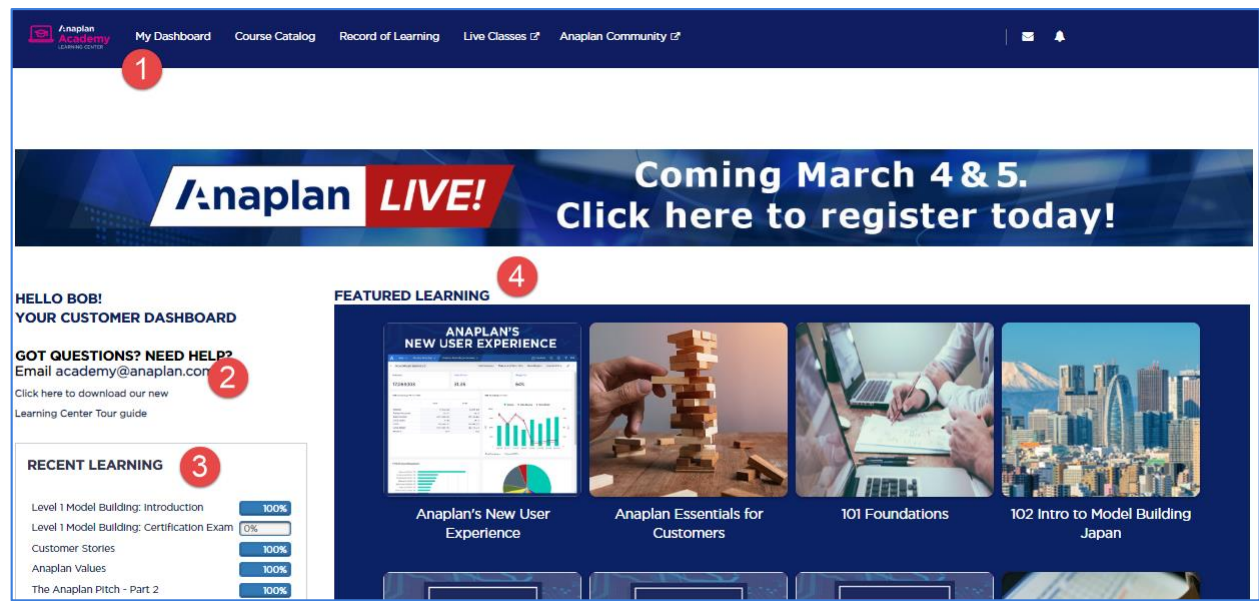
Enter your password

Click here if you are not able to log in successfully.

Step 4: Get to Know Your Learning Center Dashboard

Your Dashboard (key):

- 1. Your **Learning Center Menu** provides quick access to your Dashboard, your Course Catalog, and your record of learning (your transcript of all of your course work)
- 2. Click here to email the Academy team for assistance or questions
- 3. View your **Recent Learning** block for quick links to the five previous courses you have accessed. Use the **All My Courses** link to access your complete transcript
- 4. Our **Featured Learning** section brings the most popular courses to your fingertips; stop back often as these titles change as new ones are added or updated often. We highly recommend our Anaplan Essentials for Customers and the Level 1 Model Building featured courses.



Additional Learning Center Resources & Features



The Learning Center Menu provides you access to our growing **Course Catalog** featuring many individual courses that you can take to supplement your product training.

Use the Tags search feature to modify your catalog display and filter for specific tags attached to our courses.

A screenshot of the 'Find learning' search interface. On the left, there are filter categories: 'FILTERS', 'LEARNING TYPE', 'Certifications', 'Courses', and 'Programs'. A red arrow points from the text on the left to the 'Tags (Topic or Job Role)' dropdown menu, which is currently set to 'All' and has a list of tags open, including 'acct execs', 'advanced model building', 'agile', 'ako', 'anaplan essentials', 'autobahn', 'beyond essentials', and 'bp'. To the right, there are two course cards. The first card is titled '110: Anaplan Administration' with the tag 'platform administrators'. The second card is titled '140: Agile and Anaplan' with the tag 'agile'. A red speech bubble points to the second card with the text: 'Click any course tile to view a brief summary and access the course page to launch it'.

The Learning Center Menu also gives you access to your personal **Record of Learning** displaying all your enrollments and completed learning. The **Live Classes** link takes you to our current public class training schedule. The **Anaplan Community** menu opens a new browser window to your Anaplan Community account with access to more resources.





Any Questions?

Please email us at...

academy@Anaplan.com